

AQG Monthly Newsletter



June 2026

PRESIDENT - SUE FOWLER

PRESIDENT'S MESSAGE

Greetings fellow quilters - and fellow members of a wonderful and friendly quilt guild. I hope you have enjoyed the past year as much as I have. We presented a spectacular and successful quilt show in September; staffed tables at community events; took our quilts out into the community; hosted retreats and workshops; participated in CQA; enjoyed having shops on showcase at our monthly meetings; supported the guild by buying draw tickets; made a record-breaking number of quilties; used our many library offerings; jumped into the blocks-of-the-month; attended various, exciting and educational programming; and got lots of info reading this amazing newsletter.

I know the next year will bring more new and exciting events. Have a great summer.



Sue

Things to Remember

**Doors opens at 5:30 pm
Dinner starts at 6:00 pm**

- Bring your SewNTell
- Bring your finished Block of the Month
- Bring your own plate, cutlery and placemat.
- Bring your own drink.
- Potluck Dish to share & Serving Utensil
- President's Challenge "Love" piece

Membership for 26-27

- Full Membership \$35
 - Six In-person
 - 3 Zoom
- Virtual Membership \$20
 - 3 Zoom
- Both Memberships incl.
 - Workshops
 - Retreats
 - Sew days
 - Social meetings
 - 50/50 and Draws

No drinks provided.



POTLUCK DINNER

Monday, June 15

President's Challenge

Embellished Love



Theme:



Size: Wall hanging measuring a maximum of 30" x 40"

Specifics: A focus of love with love or heart fabric, and/or with love or heart blocks.

Please also add any kind of embellishments you want! Maybe use one of the embellishments you learned about at the April meeting!

Due: Our June social meeting which is Monday, June 15 at the Almonte Civitan

Prize: A Quilter's Goodie Bag

Your Guild Wants You!

The AQG is looking for volunteers to fill positions to help run the guild.

We need:

NOMINATIONS ARE STILL OPEN

Position	Duration		Nominees
President	2 years	Mandatory	Lori <u>McCluskey</u>
Program	1 year	Mandatory	Carol <u>Dworschak</u>
Secretary	2 years	Mandatory	Robin Hill
Block of the Month	1 year		John <u>Rait</u>
Community Programs	1 year		
Workshops	1 year		
Membership	2 years		
Zoom Host	2 years		Krista Zaleski

Help us help you to keep our guild running smoothly!

Training provided!

ENTER YOUR LOCAL FAIR!



Tis the season to enter your quilting in the local fair(s)

Entering your quilts and quilted items in local fairs is a great way to show and share with others what a quilt guild can do for them.

There are many local fairs in our region that you can enter. Here is a list, with links to some of the fairs in our area:

[Lombardy Fair](#) July 31 - Aug. 2

[Almonte Fair](#) Sept. 11-13

[Carp Fair](#) Sept. 24-27

[Perth Fair](#) Sept. 4-7

[Renfrew Fair](#) Sept. 10-13

[Richmond Fair](#) Sept. 17-20

The quilted categories are wide and varied, from placemats to full quilts! Explore the fair websites linked above and show your talent at the fair!



Community

Quilties for Almonte General Hospital

Each month, quilties are delivered to the hospital to be distributed to newborn babies and their families. We truly appreciate the time, talent, and material contributions from our members that make these special little quilts possible.

Batting and backing are available through the Guild to help support this ongoing effort. Please contact Rita Martin if you need materials or have any questions. I will continue to be available throughout the summer.

Thank you all for a wonderful year of supporting this meaningful community project. I look forward to another successful year ahead!

Cuties on Quilties



Karter looks so peaceful on his quiltie.

Eye Spy Quilts

Kits for the eye spy quilts to be given out in the community are available at the June meeting.

A big shout out to the Arnprior and District Quilters guild for giving us the quilties they made during the March Challenge. I picked up these beautiful quilties after the Quilts Show.



We appreciate all the quilties the guild made to give to the babies, and their families, at the Almonte General Hospital.

Recap of May Meeting

Our May meeting was a great success! We had member-led demos from Louise Miller, Lori McCluskey and Krista Zaleski.

Louise demonstrated how to use EQ8 to design quilt blocks, quilts and audition fabrics. The program provides you with all the information you need to create your own quilt, including amounts of materials and cutting details.

Lori demonstrated how to use Canva to design quilts. Canva is a free program available for use online - [canva.com](https://www.canva.com)

Krista demonstrated how to bind a quilt with a flange binding and how to get accurate measurements for finishing your binding only using pins. Krista also talked about how to measure/attach your borders accurately with no waves.



50/50 Draw Winner

Bonnie Schnittker won \$83.00

Block of the Month Winner

Doreen Parker

May Show and Share



June Block of the Month

Disappearing 4 Patch

This month's Block of the Month is a classic favorite with a fun twist: the **Disappearing 4 Patch**! This block is beginner-friendly, quick to sew, and always a little magical. Starting with a simple four-patch, a few strategic cuts transform it into a dynamic design that looks much more complex than it really is.

For this month's block, you will need:

- **1 low-volume or tone-on-tone white fabric**
- **2 feature fabrics**

The contrast between the white and your feature fabrics will help the “disappearing” effect shine. Bold florals, geometrics, batiks, or seasonal prints all work beautifully, so feel free to choose fabrics that reflect your personal style.

Blocks are due at the June meeting.

Special Reminder for Previous Block Winners: Complete a project using the blocks you've won and show it at the September meeting, your name will be entered into a draw for a special prize! We would love to see what you've created and celebrate the beautiful quilts that grow from our Block of the Month program.

AQG BLOCK OF THE MONTH

JUNE 2026

FROM EACH OF THE FOLLOWING FABRICS:

- WHITE - CUT (2) 5" x 5"
- 2 FEATURE FABRICS - CUT (1) 5" x 5" of each

INSTRUCTIONS

Sew the 5" squares into a four-patch block. (*Fig. 1.*)

Make 4 cuts without moving the block or the cut pieces. Use a small mat/rotating mat so you can turn the mat without disturbing the block. Using the center seams as the reference point, measure out 1 inch and make a cut; then make a cut on the other side of the seam. Rotate and repeat, measuring 1 inch from the center seam for each cut. You will have 9 pieces. (*Fig. 2.*)

Next, rotate the center Four Patch and swap the cut pieces as shown in *Fig. 3.*

Sew the 9 pieces back together to make block and trim to 8 1/2". (*Fig. 4.*)




Fig. 1

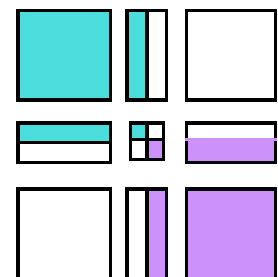


Fig. 2

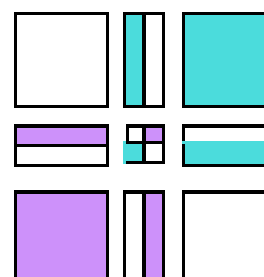


Fig. 3

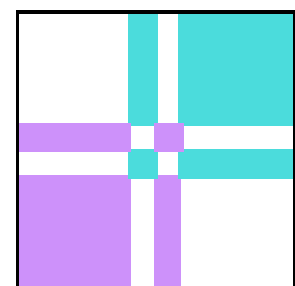


Fig. 4

Virtual Sew Days Sat 9am - 3pm



We have AQQ Virtual Sew Days on Saturdays for guild members to come for a little bit or the whole time and work on projects of your choosing from the comfort of wherever you are.

We always seem to find support, answers, and inspiration from each other, not to mention many laughs.

Links will be sent by email to all members. Advanced sign-up not required.

You can join every Saturday throughout the summer. (Host may not be able to join, but the call is open) from 9:00 am to 3:00 pm EST via Zoom.

Virtual Hand Sew Days Thurs 7pm - 9pm



The Virtual Hand Sew Evenings meet on Thursday every 2nd week **throughout the summer!**

Some of us will be working on English Paper Piecing projects, but feel free to work on any hand work project of any technique of your choice.

The only rule - no machines!

Links will be sent by email to all members. Advanced sign-up not required.

Our summer Virtual Hand Sew Evenings will be: June 18, July 2, 16, and 30, August 13 and 27, September 10 and 24 (7 - 9 pm) EST via Zoom.

Upcoming Quilting Events

Ottawa ON by Common Thread Quilt Guild

Date: June 12, 13

Time: Friday & Saturday times TBD

Location: Lois Kemp Arena, 200 Glen Park Drive, Ottawa ON

Admission: \$12

Website

Renfrew ON -- Quilt Gems by Quilters Guild of Renfrew & Area

Date: June 13, 14

Time: Saturday 10 am to 5 pm & Sunday 11 am to 4 pm

Location: Renfrew Armouries, 115 Veterans Memorial Parkway, Renfrew ON

Admission: \$10

Quilting Tips, Tricks and Trivia

Flange Binding

- Cut your main binding strips 1 ½"
- Cut your flange binding strips 1 ¾"
- Sew the binding pieces together, end to end on a 45 degree angle. Do all of your main strips and then all of your flange strips. Then sew the long seam to join your flange strip to your main. The end result should be a 2 ¾" wide strip. Press towards your main binding colour - the narrower strip.
- Fold in half, wrong sides together and press. You should see one side of the strip is entirely your flange colour – this is the *inside* of your strip. The other side should be your main colour with 1/8" of the flange color showing at the fold.
- Place the binding strip on the back of your quilt, with the inside (flange colour) up. Attach as usual. Be careful to align the center seam, when you do your final join at the end of the binding.
- Fold binding to the right side of the quilt, and stitch by machine with matching thread, in the ditch between the flange and main binding strips.

Joining Your Quilt Binding

Did you know the join in your binding can be “hidden”? The best place to put it is on the left-hand side of your quilt. This is because your eyes track from left to right and top to bottom, so your eyes don't “see” this area.

Here are some video links showing some ways to join your binding ends.

[Making an “X”](#)

[Pocket Method](#)

[Fold Method](#)

EVENT CALENDAR 2026-2027

JUNE 15	MONTHLY MEETING - POTLUCK
JUNE 15-17	QUILT CANADA 2026 - WINNIPEG MB
SEPT 12-13	FIBRE FEST
SEPT. 21	MONTHLY MEETING - LOUISE MILLER "CARRYING ON A FAMILY TRADITION" TRUNK SHOW
OCT. 19	MONTHLY MEETING - JENN MCMILLAN "A LOVE LETTER TO NEEDLE TURN APLIQUE"
OCT. 23-25	FALL RETREAT 2026
NOV. 23	MONTHLY MEETING
	2027
JAN. 18	MONTHLY MEETING ON ZOOM - ROBIN BOGAERT "ADDING EXCITING TECHNIQUES TO YOUR QUILT REPETOIRE"
FEB. 15	MONTHLY MEETING ON ZOOM - ANDREA TSANG JACKSON "APPROACHES TO TRANSPARENCY"
MAR. 15	MONTHLY MEETING ON ZOOM - BRANDON WULFF "TRUNK SHOW OF BISCOTTI"
APR. 9-11	SPRING RETREAT 2027
APR. 19	MONTHLY MEETING
MAY17	MONTHLY MEETING - AGM / DEMOS
JUNE 21	MONTHLY MEETING - POTLUCK
OCT. 2-3	2027 ALMONTE QUILT SHOW
OCT. 15-17	FALL RETREAT 2027

AQG Executive Roster 2025-2026

Thank you to all our volunteers for supporting us throughout the year. If you are interested in helping out in 2026-2027, please let any of the executive team know or contact almontequiltersguild@gmail.com. The official role descriptions are available here [AQG By-Laws](#)

ROLE	2025/2026	e-mail address
President	Sue Fowler	alwaysbeautifullycreative@gmail.com
Vice President	Krista Zaleski	vp@almontequiltersguild.ca
Past President	Helen Racette	past-president@almontequiltersguild.ca
Treasurer	Pam Ross	treasurer@almontequiltersguild.ca
Secretary	Carolee Todd	secretary@almontequiltersguild.ca
Webmaster	Jessica Tripp & Katie Childs	webmaster@almontequiltersguild.ca
Membership	Katie Childs	membership@almontequiltersguild.ca
Program Director	Lori McCluskey	program@almontequiltersguild.ca
Newsletter	Mara Harrison	newsletter@almontequiltersguild.ca
Communication Director	TBD	
Community Project	Carole Treggett	cjtreggett@gmail.com
Quilties	Rita Martin	Ritamartin324@gmail.com
Retreat Coordinator	Cate MacLean	retreat@almontequiltersguild.ca
Workshop Coordinator	TBD	
Block of the Month	Johanne & Amanda Vajda	almontequiltersguild@gmail.com
Social	Cate MacLean	cokecancate@gmail.com
Library	Louise Miller & Zuzana Dobias	almontequiltersguild@gmail.com
Draws	Helen Larson	almontequiltersguild@gmail.com
Current Quilt Show Chair	Krista Zaleski	quiltshow@almontequiltersguild.ca



Presented by
Common Thread Quilt Guild
OTTAWA

Quilt Show

June 12 - 13, 2026

Vendors' Mall, Displays & Draws



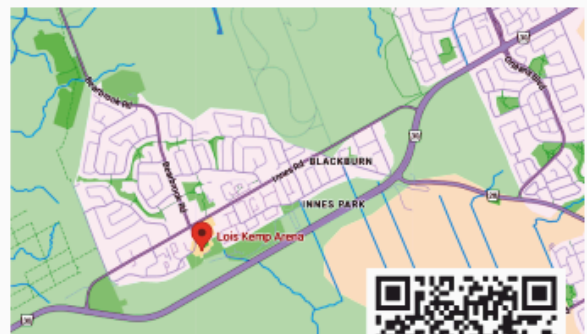
Friday, June 12, 10 am – 7 pm
Saturday, June 13, 10 am – 5 pm



Lois Kemp Arena
200 Glen Park Drive. Gloucester



Entrance \$12 (free parking)



Quilt pieced by Linda Won
and quilted by Lisa Fedak

commonthreadquiltguild.ca

QUILT SHOW 2026
hosted by Trent Valley Quilters' Guild

“BEHIND THE SEAMS”

FEATURED ARTIST - DIANNE FULLER

6 & 7 June 2026

Open 10-4 each day



\$10 Adult admission • \$5 for children 12 and under • Cash or Debit • Ample Free Parking
Raffle Baskets • Vendors • Scissor Sharpening • Tea Room • Artisan's Market
Comfort Quilts & Quilts of Valour on site
King Edward Park Community Centre, 75 Elizabeth Street, Brighton, Ontario

Quilters Guild of Renfrew & Area

Proudly Presents

“Quilt Gems”

Quilt Show 2026

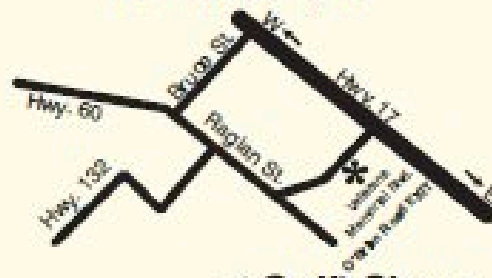
Saturday, June 13th ~ 10 a.m. - 5 p.m.

Sunday, June 14th ~ 11 a.m. - 4 p.m.

**Renfrew Armouries
115 Veterans Memorial Blvd, Renfrew,
Ontario**

**Contact: 613-433-2173
jamiesonbarbie45@gmail.com**

Admission: \$10



***Quilt Show**

Prince Edward County Quilters' Guild

QUILT SHOW 2026

A Stitch In Time



Raffle quilt: *Dream Bigger* (approx 99" X 103")

July 11th - 12th, 2026
10am- 4pm

Wellington and District
Community Centre
LeHigh Arena

111 Belleville Street, Wellington, ON

Admission

\$10

FREE Parking
kids under 12: FREE ADMISSION
Wheelchair accessible

Prince Edward County Quilters' Guild

QUILT SHOW 2026



More than 250 Contemporary,
Traditional and Art Quilts,
Raffle Quilt Draw,
Judged Section,
Demos and Guided Tours,
Vendor Mall,
Scissor Sharpener
and Members' Boutique

For more info: pecqguild.weebly.com



@QuiltsInTheCounty

