

AQG Monthly Newsletter



April 2026

PRESIDENT - SUE FOWLER

PRESIDENT'S MESSAGE

Things to Remember

Greetings all. I was going to start this message with “I hope you’re enjoying spring” but I think grumpy Mother Nature is hiding it away somewhere. Sooner, rather than later though, we should start to see warmer temperatures and some nice sunshine. I spend each day in my studio and it sure is pleasant to sit in a bright and happy room.

We have a great program coming up in April for our first spring in-person meeting. Although there’s no need to bring anything, feel free to bring hand work, with or without embellishments, to share with folks at your table. I am in awe of all of our members and their extensive knowledge that they are willing to share with the rest of us.

I want to remind you once again to check out Mara’s wanted poster later in this newsletter for roles available on our board. To coin a phrase, this guild will not run itself. It’s important to remember a couple of things. First, that we not recycle board members from one job into another and second that we accept folks who have gifts to share that have not been on the board before.

Spring is traditionally a time for rejuvenation and I hope we can take that idea into our thoughts about the future of our guild.

Doors opens at 6:30 pm
Meeting starts at 7:00 pm

- Bring your SewNTell
- Bring your finished Block of the Month
- Bring your own drink in your own cup

Membership for 25-26

- Full Membership \$35
 - Six In-person
 - 3 Zoom
- Virtual Membership \$20
 - 3 Zoom
- Both Memberships incl.
 - Workshops
 - Retreats
 - Sew days
 - Social meetings
 - 50/50 and Draws

April Treats Provided by:

Johanne Vajda
Mara Harrison
Krista Zaleski
Gluten Free (GF) – Pam Ross

No drinks provided.



Sue

President's Challenge

Embellished Love



Theme:



Size: Wall hanging measuring a maximum of 30" x 40"

Specifics: A focus of love with love or heart fabric, and/or with love or heart blocks.

Please also add any kind of embellishments you want!
We will be doing embellishment workshops at our April meeting.

Due: Our June social meeting which is Monday, June 15 at the Almonte Civitan

Prize: A Quilter's Goodie Bag

APRIL20 - IN PERSON

Embroidery & Embellishments Activity

No experience required — come to stitch, observe, ask questions, or simply enjoy the process.


Our first spring in-person meeting will feature a relaxed, hands-on Embroidery & Embellishment Activity designed to encourage learning, sharing, and creativity — without the pressure of completing a finished project.

Members are invited to bring a blank sampler and/or a work-in-progress to embellish while seated together at tables for social stitching. We'll begin with a short introduction and visual inspiration covering foundational stitches along with a few more advanced techniques, followed by plenty of time to stitch and explore together. Informal table facilitators will be present to share ideas and answer questions.



WHAT TO BRING

- Quilt sandwich, fabric & hoop or quilt WIP
- Embellishments: beads, buttons, yarns
- Supplies: hoops, needles, scissors, thread
- Resources: books, guides, references
- Show & Tell: embellished pieces (optional)



If you're comfortable with basic stitches or surface embellishment and would enjoy helping fellow members please let Lori know.

SHOP ON SHOWCASE - QUILTERS BARN & GIFTS (BETH RUITER)

.....

**MAY 18 - ANNUAL GENERAL MEETING
TIPS & DEMOS**

.....

**JUNE 15 - POTLUCK
SHOP ON SHOWCASE - MAD MOODY - PHYLLIS MOODY**



Your Guild Wants You!

The AQQ is looking for volunteers to fill positions to help run the guild.

We need:

President - VACANT - 2 years

Secretary - VACANT - 2 years

Program - VACANT - 1 year

Block of the month - VACANT - 1 year

Workshops - VACANT - 1 year

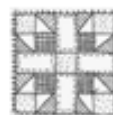
Community Program - VACANT - 1 year

Membership - VACANT - 2 years

Zoom Host - VACANT - 2 years

Help us help you to keep our guild running smoothly!

Training provided!



Quilties

March Quiltie Challenge with the Arnprior & District Quilters Guild is complete!

The results are in—and the final count is truly impressive. A total of **611** quilties were made during this challenge for the Almonte General Hospital. What an incredible show of creativity, generosity, and community spirit from both of our guilds. This is a huge win for our Quiltie Program.

The Almonte Quilters Guild is the official winner, having made 394 quilties—but the real winners are the newborn babies and their families at the Almonte General Hospital. Each of these beautiful quilties will be gifted to them, making for a deeply meaningful contribution for everyone involved.

A heartfelt thank you to both guilds and to everyone who participated.

A special thank you as well to Textile Traditions for their support throughout this challenge.

We are so proud of what has been accomplished by both guilds.

Well done, everyone!




New in the Library

We have two new books which a member donated to our library.

Perfect-Fit Pieced Borders By Sheila Sinclair Snyder


Sheila wrote this book to give us an alternative to just adding a plain border to our quilts and wall hangings. She has twelve projects with the pieced borders giving us inspiration on how to incorporate pieced borders into our creations. Her instructions are easy to follow.



Quilting with Fat Quarters

17 new patterns from the staff at Patchwork Place

There are several projects in this book that I was very tempted to make myself. Each staff offered comments about why they chose to design their project. The techniques offered in each design gives new techniques to piece old blocks more efficiently. I used two blocks from this book to make quilties.



AQG in the Community

Members of the guild were at the **Mississippi Mills Community Open House**, Thursday April 9 3pm to 7 pm, Levi Arena on Bridge Street.

Thanks to our wonderful volunteers:

Louise Martin

Pam Ross

Jessica Tripp

Sue Fowler




Recap of March Meeting

Terry Rowland Inspires with Scrappy Creativity

In March, the Almonte Quilters Guild had the pleasure of welcoming Terry Rowland, whose engaging presentation showcased her signature approach to working with scraps. Terry shared a wide range of her creative styles, including T-blocks, houses, Canada United, jackets, stained glass designs, feathers, Kawandi-inspired pieces, Raven collage, and her popular “T-row Challenge.”

Her work highlighted not only the versatility of scraps, but also the stories and meaning that can be stitched into each piece. Members were especially inspired by her ability to transform even the smallest remnants into bold, artistic quilts and wearable works.

Terry’s presentation encouraged us all to look at our scrap bins with fresh eyes—and perhaps start a new project (or two!). We look forward to exploring some of these ideas further through future guild activities and challenges.



Quilt Canada News

The viewer's choice quilt from our 2025 quilt show has been accepted into the 2026 Quilt Canada in Winnipeg. We are thrilled that Elizabeth Payne's work has been recognized by the CQA! Here is the quilt she is sending in.



CQA “What Canada Means to Me” Challenge DUE THIS MONTH!

Bring your finished work to the April meeting so we can vote which piece to send! Click [HERE](#) for details.

Gift Certificate Draw Winner

Pam Ross

won a \$100 gift certificate.

March 50/50 Prize Winner

Leslie Whitby

won \$52



April Shop on Showcase

Quilters Barn and Gifts



About Quilters Barn & Gifts!

What started as a hobby and a type of stress therapy Beth, the owner of Quilters Barn and Gifts, started off sewing dolls and teddy bears then getting hooked on creating beautiful quilts. Beth decided to take early retirement after working for 32 years in nursing and decided her new calling was to inspire creativity while making memories

She has her two daughters by her side to help her make this dream come true. Kara is helping with the technical side of the business and helps with her online presence through marketing and Kaitlyn assists in-store with providing customer service, making samples and being involved in some of the promotion of the business.

Together these three incredible ladies hope to inspire the younger generations and the young at heart to share in their love for craft, quilting, and sewing.

Find them at:

1087 Concession St Unit 102, Russell ON K4R 1C7

613-496-2276

Website: quiltersbarnandgifts@gmail.com

May Block of the Month

Split Quarter Square Triangle

This month's block is a fresh and graphic take on a classic unit: the Split Quarter Square Triangle. Simple in construction yet full of visual impact, this block plays beautifully with contrast and color placement.

Fabric Requirements:

- Black (solid, tone-on-tone, or low volume)
- White (solid, tone-on-tone, or low volume)
- 2 feature fabrics of your choice

You will be working with bias edges in this block, so handle your pieces gently to avoid stretching or distortion.

The magic of this block lies in the interplay between light and dark, balanced by your feature fabrics. Whether you choose bold prints, soft florals, or modern geometrics, your selections will transform the look of the finished block.

Blocks are due at the May meeting.

Special Reminder for Previous Block Winners: Complete a project using the blocks you've won and show it at the September meeting, your name will be entered into a draw for a special prize! We would love to see what you've created and celebrate the beautiful quilts that grow from our Block of the Month program.

AQG BLOCK OF THE MONTH MAY 2026

FROM EACH OF THE FOLLOWING FABRICS:

- **BLACK** - CUT (1) $9\frac{3}{4}$ " x $9\frac{3}{4}$ "
- **WHITE** - CUT (1) $9\frac{3}{4}$ " x $9\frac{3}{4}$ "
- **2 FEATURE FABRICS** - CUT (1) $9\frac{3}{4}$ " x $9\frac{3}{4}$ " of each

Mark the wrong side of your **WHITE** square along the diagonal in both directions then draw lines on both sides, $\frac{1}{4}$ " away from the diagonal line (**Fig. 1**).



Fig. 1

Pin your **BLACK** and **WHITE** square right sides together. Sew onto the right hand line until you get to the centre line then pivot and sew across the square until you meet the left hand line, sew along the left hand line (**Fig. 2**).

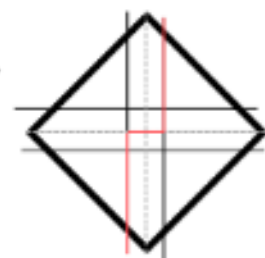


Fig. 2

Turn the square round and repeat. Your stitching should look like **Fig. 3**.



Fig. 3

Cut between the stitched lines in both directions (**Fig. 4**) and press seams towards the black fabric.



Fig. 4

Cut **FEATURE FABRIC** in half diagonally. Pin **HST** right sides together to **FEATURE FABRIC** triangle as shown (**Fig. 5**) and sew together with a $\frac{1}{4}$ " seam. Press seam towards **FEATURE FABRIC** and trim to $8\frac{1}{2}$ " square.



Fig. 5

This will yield 4 Split Quarter Squares.



Example Quilt

Community Project Update

We had a busy month making two visits in March to deliver quilts!

On March 16th, two of our guild members met representatives from the Lanark Paramedic Services, Carleton Place base, to present 20 i-spy quilts to them. Some of the ambulances will have a few of these on board in order to be used for young patients in need when the paramedics respond to a call, offering comfort, distraction, and a sense of calm during what can be a difficult moment. The EMTs were very appreciative of these beautiful and meaningful quilts and told us how beneficial this initiative has been. The message was very heartfelt how they hope this very effective and worthwhile endeavour will continue.

The following week, March 24th, we visited the residents of Fairview Manor. We went around to meet the residents, offering each person a moment to choose their favourite from the 16 quilts we brought. It was a moving and very rewarding time seeing the joy and appreciation in their faces! We were heartily thanked by staff and residents alike.

There will be i-spy kits available at the April guild meeting. Come by the Community Projects table to pick up one or two to work on in the coming months.

Thanks,
Carole



Virtual Sew Days Sat 9am - 3pm



We have AQQ Virtual Sew Days on Saturdays for guild members to come for a little bit or the whole time and work on projects of your choosing from the comfort of wherever you are.

We always seem to find support, answers, and inspiration from each other, not to mention many laughs.

Links will be sent by email to all members. Advanced sign-up not required.

We are coming to the end of the Bonnie Hunter Mystery Quilt and looking forward to see what members have created! The hope is that the laughter part of the “Lupine and Laughter” was achieved.

You can join for part or all of each Saturday from 9:00 am to 3:00 pm EST via Zoom.

Virtual Hand Sew Days Thurs 7pm - 9pm



The Virtual Hand Sew Evenings meet on Thursday every 2nd week

Some of us will be working on English Paper Piecing projects, but feel free to work on any hand work project of any technique of your choice.

The only rule - no machines!

Links will be sent by email to all members. Advanced sign-up not required.

Our next Virtual Hand Sew Evenings will be April 23, May 7 and 21, from 7:00 pm to 9:00 pm EST via Zoom.

Upcoming Quilting Events

Ottawa ON -- Hintonburg Fabric Flea Market

Date: Saturday May 2

Time: 9:30 - 3:00

Location: Fisher Park Community Centre, 250 Holland Ave. Ottawa ON

Admission: \$3

More info: 613-262-6643

Arnprior ON -- Quilting in the Valley by Arnprior & District Quilters' Guild

Date: May 30, 31

Time: Saturday 10 - 5 & Sunday 10 - 4

Location: Nick Smith Centre, 77 James St., Arnprior ON

Admission: \$10 cash

Website

Brighton ON -- Behind the Seams by Trent Valley Quilters' Guild

Date: June 6-7

Time: Saturday & Sunday 9 am to 4 pm

Location: King Edward Park Community Centre, 75 Elizabeth Street, Brighton, ON

Admission: \$10, children under 12 \$5

Website

Ottawa ON by Common Thread Quilt Guild

Date: June 12, 13

Time: Friday & Saturday times TBD

Location: Lois Kemp Arena, 200 Glen Park Drive, Ottawa

Admission: TBD

Website

Renfrew ON -- Quilt Gems by Quilters Guild of Renfrew & Area

Date: June 13, 14

Time: Saturday 10 am to 5 pm & Sunday 11 am to 4 pm

Location: Renfrew Armouries, 115 Veterans Memorial Parkway, Renfrew ON

Admission: \$10

AQG 2026 Spring Retreat

May 2, 3 & 4, 2026

Saturday, Sunday, Monday

Brunton Hall, 9th Line, Beckwith

Saturday, Sunday – 9 am to 9 pm

Sold Out

Monday – 9 am to 3 pm

There are only 25 spots available.

Come for the creativity, laughter and inspiration and leave with lasting memories!

Registration for the Retreat will be open on Saturday, March 21, 2026.



Quilting Tips, Tricks and Trivia

How to Use a Quilters Clapper

A quilting clapper (or tailor's clapper) is a dense hardwood tool used to create exceptionally flat, crisp seams without scorching fabric.



1. Press your seam

After sewing your seam, press it with a hot iron just like you normally would. The heat is what relaxes the fibers in the fabric.

2. Place the clapper on the seam

Immediately after lifting the iron, place the tailor's clapper directly on top of the hot seam.

3. Let it sit for a few seconds

Hold it in place for about 5–10 seconds. The wood absorbs the heat and steam, locking the seam into a crisp, flat position.

4. Lift and admire the flatness

When you remove the clapper, your seam should be noticeably flatter and sharper—perfect for accurate piecing.

Helpful Tips

- Works especially well for bulky seams or intersections in quilt blocks.
- You can use it for open seams or seams pressed to the side.
- Pair it with steam for the flattest results.
- Great for my FPP blocks to get the finished blocks extra sharp!

Inspiration to Keep Quilting

Myrtle Farrell was still quilting daily at age 106! She made 100's of baby quilts through the year. Here is a [short video](#) made about her. She passed at the age of 108.



EVENT CALENDAR

| | |
|------------|---|
| APR 20 | MONTHLY MEETING - EMBROIDERY AND EMBELLISHMENT ACTIVITY |
| MAY 2-4 | SPRING RETREAT |
| MAY 18 | MONTHLY MEETING - AGM & TIPS / DEMOS |
| JUNE 15 | MONTHLY MEETING - POTLUCK / ICE CREAM SOCIAL |
| JUNE 15-17 | QUILT CANADA 2026 - WINNIPEG |

Quilt Canada



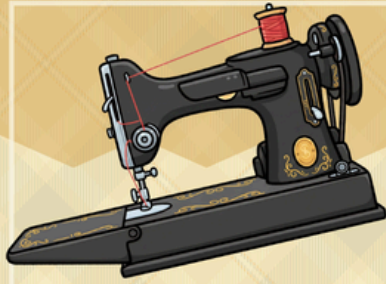
TrendTex Challenge - Do you like a quilting challenge? Want to try something new? How about trying this year's TrendTex Challenge at Quilt Canada.

This year's theme in confluence; the act or process of merging. Click on this [link](#) to find out more information.

AQG Executive Roster

Thank you to all our volunteers for supporting us throughout the year. If you are interested in helping out in 2026-2027, please let any of the executive team know or contact almontequiltersguild@gmail.com. The official role descriptions are available here [AQG By-Laws](#)

| ROLE | 2025/2026 | e-mail address |
|--------------------------|-------------------------------|--|
| President | Sue Fowler | alwaysbeautifullycreative@gmail.com |
| Vice President | Krista Zaleski | vp@almontequiltersguild.ca |
| Past President | Helen Racette | past-president@almontequiltersguild.ca |
| Treasurer | Pam Ross | treasurer@almontequiltersguild.ca |
| Secretary | Carolee Todd | secretary@almontequiltersguild.ca |
| Webmaster | Jessica Tripp & Katie Childs | webmaster@almontequiltersguild.ca |
| Membership | Katie Childs | membership@almontequiltersguild.ca |
| Program Director | Lori McCluskey | program@almontequiltersguild.ca |
| Newsletter | Mara Harrison | newsletter@almontequiltersguild.ca |
| Communication Director | TBD | |
| Community Project | Carole Treggett | cjtreggett@gmail.com |
| Quilties | Rita Martin | Ritamartin324@gmail.com |
| Retreat Coordinator | Cate MacLean | retreat@almontequiltersguild.ca |
| Workshop Coordinator | TBD | |
| Block of the Month | Johanne & Amanda Vajda | almontequiltersguild@gmail.com |
| Social | Cate MacLean | cokecancate@gmail.com |
| Library | Louise Miller & Zuzana Dobias | almontequiltersguild@gmail.com |
| Draws | Helen Larson | almontequiltersguild@gmail.com |
| Current Quilt Show Chair | Krista Zaleski | quiltshow@almontequiltersguild.ca |



KAWARTHA QUILTMAKERS' GUILD
Presents

Feelings In Fabric

Quilt Show and Sale



Fri May 8 - Sat May 9, 2026

9:30am - 5:00pm

9:30am - 4:00pm

Location: Peterborough Sport & Wellness Centre
775 Brealey Drive, Peterborough, ON

- Vendors
- Charity Quilt Raffles
- Displays
- KQG Member's Boutique
(Items for Sale)
- Prize Baskets
- Light Refreshments Available
- Antique Quilts (*Bed turning Daily*)
- Scissor & Tool Sharpening
(Bring your Items)



Feature Quilter: Marg Worsick



For membership information:
kqgquilts.ca
EMAIL: kqgstitch@gmail.com

\$10 ENTRY
Cash only
(ATM on site)



QUILTING IN THE VALLEY



VENDORS
**TEA
ROOM**
**RAFFLES
& MORE!**

**ADMISSION
\$10
CASH ONLY**



**MAY
30-31
2026**

NICK SMITH CENTRE
77 James Street, Arnprior, ON

visit arnpriordistrictquiltersguild.com
for more information





Presented by
Common Thread Quilt Guild
OTTAWA

Quilt Show

June 12 - 13, 2026

Vendors' Mall, Displays & Draws



Friday, June 12, 10 am – 7 pm
Saturday, June 13, 10 am – 5 pm



Lois Kemp Arena
200 Glen Park Drive. Gloucester



Entrance \$12 (free parking)



Quilt pieced by Linda Won
and quilted by Lisa Fedak

commonthreadquiltguild.ca